

Adapting the Survey of Technological Pedagogical STEM Knowledge to the Turkish Language and Determining the Knowledge of Pre-service and In-service Teachers ¹

Aynur GÜNGÖR ² Mücahit KÖSE ³

Article Type

Original Research

International Journal of Modern Education Studies
2022

Volume 6, No 2

Pages: 287-318

<http://www.ijonmes.net>
<http://dergipark.gov.tr/ijonmes>

Article Info:

Received : 21.07.2022

Revision : 10.08.2022

Accepted : 12.09.2022

Abstract:

The purpose of this study was to adapt a survey developed by Chai, Jong et al. (2019) on technological pedagogical STEM (TP-STEM) knowledge into Turkish and to determine the knowledge of pre-service and in-service teachers about TP-STEM. The original survey consisted of four factors and a total of 17 items. These factors included Technological Pedagogical Knowledge in Science (TPSK), Technological Pedagogical Knowledge in Mathematics (TPMK), Technological Pedagogical Knowledge in Engineering (TPEK), and Integrative STEM (iSTEM) knowledge. The participants of the study were 520 pre-service and in-service teachers. The analysis showed that the model fit indices for the validity of the factor structures were acceptable with a value of RMSEA=0.0621 and showed excellent agreement with the values SRMR=0.0346, CFI =0.961, TLI=0.953. The Cronbach's alpha values for the factors ranged from 0.80 to 0.84 (α -value >.70). These results mean that the survey adapted to Turkish language was reliable and valid for further research. The results showed that pre-service and in-service mathematics teachers had lower self-efficacy on the subfactors (TPSK, TPMK, TPEK, and iSTEM) than pre-service and in-service science and computer teachers.

Keywords:


Integrated STEM education, Technological pedagogical content knowledge, Teachers' self-efficacy, Technological pedagogical STEM Knowledge

Citation:


Güngör, A. & Köse, M. (2022). Adapting the Survey of Technological Pedagogical STEM Knowledge to the Turkish Language and Determining the Knowledge of Pre-service and In-service Teachers, *International Journal of Modern Education Studies*, 6(2), 287-318. <https://doi.org/10.51383/ijonmes.2022.217>

¹This article was a part of the master thesis of the first author, which was supervised by the second author.

² Ministry of National Education, Gazipasa, Turkey. aynur.gungor07@hotmail.com,

 Orcid ID:0000-0002-7076-436X

³ Assit. Prof., Alanya Alaaddin Keykubat University, Faculty of Education, Alanya, Turkey. mucahit.kose@alanya.edu.tr,

 Orcid ID: 0000-0002-1938-6092

INTRODUCTION

The only constant in life is change (Heraclitus). Time brings change, and a change in one area can bring about other changes. The need for individuals to acquire new skills over time has led to exploring educational approaches and models that are thought to develop those skills more effectively. In recent years, educational models that integrate multiple disciplines have attracted the interest of scholars (Aranda et al., 2020; Bybee, 2013; English, 2015). The approach STEM, which includes science, mathematics, engineering, and technology, is one of the unique approaches today. STEM Education is mainly expressed as integrated STEM education, which links all disciplines together (Blackley & Howell, 2015). STEM is the integration of knowledge built between the fields of science, mathematics, engineering, and technology (Chai, Jong et al., 2020; Wang & Fan, 2018). Integrated STEM education aims to improve the quality of education of individuals who use science and technology to achieve specific goals and have problem-solving skills in daily life (Bybee, 2013). It is mainly concerned with learners' explorations and problem-solving in everyday life (Bagiati & Evangelou, 2015), encourage their creativity, and enables them to apply the learned information more in other fields (Tseng et al., 2013). It encourages learners to express their thoughts and learn cooperatively with other class students to solve problems requiring knowledge in science, mathematics, engineering, and technology (Kuo et al., 2019). It also aims to provide students with holistic development (Breiner et al., 2012; Smith & Karr-Kidwell, 2000; Tsupros et al., 2009), increase their curiosity and interest in all areas, and promote the production of innovative technologies (Thomas, 2014).

Researchers have pointed out that pre-service and in-service teachers should have specific STEM teaching competencies to conduct effective instruction. Many researchers have pointed out that teaching STEM can pose pedagogical challenges to many teachers, especially if they do not have adequate knowledge in engineering, technology, and design thinking (Chai, Jong et al., 2019; Faikhamta et al., 2020). For example, Akgündüz et al. (2015) found that teachers with inadequate knowledge, experience, and skills related to STEM education negatively affected students' performance in STEM education. Research studies have shown that teachers feel inadequate concerning STEM (Karademir-Coşkun et al., 2020; Köse & Ataş, 2020; Yıldırım & Türk, 2018) and have an insufficient knowledge base because they have not received professional development courses or induction programs for STEM teaching (El-Deghaidy & Mansour, 2015; Hossain & Michael, 2012; Karademir-Coşkun et al., 2020). These studies also showed that teachers lacked technological pedagogical content knowledge (TPACK) related to STEM education (Karademir-Coşkun et al., 2020; Yanış-Kelleci, 2020). From these findings, there is a need for pre-service and in-service teachers to identify and develop their pedagogical competencies related to STEM.

Given that STEM education is an approach that covers the process from preschool to college (Gonzalez & Kuenzi, 2012), it requires that pre-service and in-service teachers need to have a knowledge base and competencies in all areas of STEM. In addition, pre-service

and in-service teachers are expected to implement STEM education in the classroom. From this perspective, it is important to identify and develop the STEM competencies of pre-service and in-service teachers in STEM disciplines. For students in the STEM classroom to be successful, creative, critical thinkers, designers, and producers, teachers must have a certain level of knowledge about integrated STEM education and use technology during their classroom instruction. TPACK is teachers' knowledge of incorporating technology into the classroom (Schmidt et al., 2009). Technology is also an integral part of integrated STEM education. From this perspective, STEM and TPACK have a common element of technology (Chai, Jong et al., 2020). In the current research literature, a few studies examined pre-service and in-service teachers' knowledge and skills related to STEM education and their TPACKs from a holistic perspective (Chai, 2019; Chai, Jong et al., 2019; Chai, Jong et al., 2020; Chai, Rahmawati et al., 2020; Çayak, 2019; Rahman et al., 2017; Wang & Fan, 2018). For example, Dadacan (2021) found that the self-efficacy of pre-service science teachers and classroom teachers regarding STEM instruction was better than that of mathematics teachers. The recent studies by Koçak et al. (2019) and Karişan and Bakırcı (2018) found that the orientations of pre-service science teachers toward STEM were better than those of pre-service and in-service mathematics teachers. In a recent study, Chai, Jong et al. (2019) found that science teachers performed better than pre-service mathematics teachers. Their results also showed that science teachers had higher scores than mathematics teachers in all factors, including TPMK in TPSK, TPEK, and iSTEM.

All of the knowledge and practices inherent in each STEM discipline have complex structures. The interconnectedness of integrated STEM disciplines and practices makes this structure more complex and dynamic (Chai, Jong et al., 2019; Kelley & Knowles, 2016; Wells, 2016). In this regard, useful, reliable measurement tools that determine teachers' or pre-service teachers' TPACKs concerning this complex structure are expected to contribute to the literature. The purpose of this study was to adapt the TP-STEMK survey developed by Chai, Jong et al. (2019) into Turkish language and to determine the self-efficacy level of teachers and pre-service teachers at TP-STEMK. The research questions guiding this study are as follows.

- 1-) What is the validity and reliability of the adapted TP-STEMK survey in Turkish?
- 2-) Are there statistically significant differences in the subfactors of the TP-STEM knowledge survey according to the program studied by the pre-service teachers?
- 3-) Are there statistically significant differences in the subfactors of the TP-STEM knowledge survey according to the branches of the study of the in-service teachers?

Theoretical Background

Teachers' Competencies in STEM Education

Teachers' competencies are one of the most important factors affecting the quality of teaching, motivation, and student achievement (Baumert et al., 2010; Park & Oliver, 2008).

Considering the importance of this factor, it is crucial for the implementation of STEM that teachers have a certain level of STEM content knowledge and skills for teaching knowledge. Research has shown that teachers with insufficient STEM knowledge and skills negatively affect their students' STEM achievement (Çorlu et al., 2014; Williams, 2011) and have positive attitudes toward STEM (NRC, 2013; Dönmez, 2020). For example, El-Deghaidy and Mansour (2015) found that teachers could not reflect the essence of integrated STEM instruction in their classrooms because they could not adopt the technology concept. In another study, Akgündüz et al. (2015) found that high school students could not successfully use STEM technology because math and science teachers lacked experience and knowledge of STEM education. In addition, Moore and Smith (2014) found that teachers in STEM practices focused on teaching science and mathematics and ignored technology and engineering in their instruction. From this perspective, integrating integrated STEM education in the classroom and teachers' participation in STEM-related professional development activities is very important for the implementation and success of integrated STEM education (NRC, 2013; Srikoom et al., 2017).

Teachers' Self-Efficacies in STEM Education

The concept of self-efficacy was first introduced by Bandura (1977). Bandura defined self-efficacy as a person's individual belief in doing something to be successful. Tschannen-Moran and Woolfolk-Hoy (2001) emphasized that by fostering self-efficacy in teachers, they can be trained to be willing teachers who are successful in their profession. In recent research, Chai, Jong et al. (2019) found that teacher self-efficacy has a multidimensional structure. Teachers' self-efficacy affects their performance, teaching practices, and attitudes toward innovative teaching approaches (Deehan et al., 2017). Studies conducted by researchers show that pre-service and in-service teachers with high self-efficacy are very diligent in training and professional development activities (Usher & Pajares, 2008; Pendergast et al., 2011), open to new ideas and technologies, and willing to use technology in the classroom (Charalambous & Philippou, 2011; Lunenburg, 2011; Smith et al., 2012; Tschannen-Moran & Woolfolk-Hoy, 2001). Hacıömeroğlu (2020) emphasized that teachers with low self-efficacy cannot respond to students' needs. For this reason, it is important to determine teachers' self-efficacy and knowledge levels about integrated STEM instruction (Honey et al., 2014).

STEM Education and Technological Pedagogical Content Knowledge

TPACK is teachers' knowledge of how to integrate technology into the classroom. Researchers have highlighted that a knowledge base for teaching shapes teachers' instruction while teaching a subject using technological and pedagogical knowledge (Schmidt et al., 2009). The integrated STEM approach reveals an understanding of educating individuals with knowledge and skills by sharing science, design, production, technological tools, and devices (Directorate General of Private Educational Institutions [ÖÖKGM], 2019). Therefore, integrated STEM is important for understanding teachers' technological

knowledge in curriculum and pedagogy (Lin et al., 2021). The role of technology in strengthening STEM education is emphasized by most educators (Chai, Jong et al., 2019). Specifically, integrated STEM is an integrated knowledge base to improve teachers' TPACK awareness and integration of technology in the classroom (Chai, Jong et al., 2019). Thus, TPACK and integrated STEM complement each other in pedagogical goals and STEM disciplines (Parker et al., 2015; Milner-Bolotin, 2018; Chai, 2019). Integrated STEM education and TPACK highlight the importance of learning in the 21st century (Chai, 2019; Milner-Bolotin, 2018). In addition, researchers have emphasized that TPACK provides a conceptualized knowledge base for instruction (Chai, Koh et al., 2019). This knowledge base requires teachers to know how to use technology to create STEM out-of-school projects, implement strategies to allow students to participate in online activities (TPB), and use subject-specific computer-based activities (TAB). In this context, it is important to identify teacher self-efficacy regarding STEM and TPACK. However, understanding the relationships between STEM and TPACK will facilitate the development of teachers' knowledge, skills, and pedagogical competencies (Chai, Jong et al., 2019). In this regard, technology integration will increase meaningful learning in the STEM classroom. A limited number of research studies have examined teachers' knowledge, skills, and competencies for integrating STEM and TPACK (Chai, 2019; Chai, Jong et al., 2019; Parker et al., 2015).

Teachers' Knowledge of TP-STEMK

In reviewing the literature, qualitative studies have been mainly used to identify STEM-TPACK -related knowledge of pre-service and in-service teachers. Some studies that have used quantitative measurement tools (Çayak, 2019; Phanprom et al., 2021) are limited. To date, researchers have used different instruments to collect data, including different subfactors of STEM-TPACK measurement. TPACK is a seven-factor model (Mishra & Koehler, 2006). Given that each discipline is in the STEM field and technology, a seven-factor model STEM-TPACK does not seem very practical to use in research. With its practical application, this problem will reduce the usefulness of the data collection tools developed. In this regard, the four-factor survey Chai, Jong et al. (2019) developed is very useful. In this survey, the factors TPSK (Technological Pedagogical Knowledge in Science), TPKM (Technological Pedagogical Knowledge in Mathematics), and TPEK (Technological Pedagogical Knowledge in Engineering) provide information about teachers' competencies in the technologies they use. The fourth factor was named "integrative STEM" (iSTEM) because integrating these factors contains information about teachers' holistic view of STEM education. The same survey developed by Chai, Jong et al. (2019) has been used by many researchers (Love, & Hughes, 2022; Solina, 2021; Barba-Sánchez et al., 2021). In this study, we aimed to translate the survey developed by Chai, Jong et al. (2019) into Turkish.

METHOD

Research Model

This research is an adaptation study of a survey. This type of research involves the process of adapting a survey developed in one language to another language by conducting validity and reliability analyzes (Kılıçer & Odabaşı, 2010; Seçer, 2015). In this study, the TP-STEMK survey developed by Chai, Jong et al. (2019) was adapted to the Turkish language.

Participants

The study group was formed using the "appropriate sampling" method, one of the non-probabilistic sampling methods. Appropriate sampling is a technique with voluntary participants that is easily accessible and applicable to researchers due to time, labor, and cost constraints (Canbazoğlu-Bilici, 2019; Teddlie & Yu, 2007). The participants in the study consisted of 657 pre-service and in-service teachers. Of the participants, 54 were involved in the pilot study, and 612 participated in the main study. After identifying missing and extreme values, data was collected from 466 pre-service and in-service teachers. During the adaptation process, one Turkish language expert commented on the first draft of the translated survey, three English language experts, and six experts with a Ph.D. in mathematics and science education. According to the feedback of experts, corrections to the translated survey were done by researchers. The characteristics of the participants are shown in Table 1.

Table 1

The characteristics of the participants

	Teachers	Frequency (f)	Percentage (%)	Pre-service Teachers	Frequency (f)	Percentage (%)		
Gender	Woman	211	67.63	Woman	115	74.68		
	Man	101	32.37	Man	39	25.32		
Branch	Science	144	46.15	Science	54	35.06		
	Mathematics	106	33.97	Mathematics	66	42.86		
	Computer	62	19.87	Computer	34	22.08		
Taking courses or attending professional development courses related to STEM	Science Teachers	Yes	66	45.83	Pre-service science teachers	Yes	34	62.96
		No	78	54.17		No	20	37.04
	Mathematics Teachers	Yes	39	36.79	Pre-service Maths teachers	Yes	12	18.19
		No	67	63.21		No	54	81.81
	Computer Teachers	Yes	38	61.29	Pre-service computer teachers	Yes	27	79.41
		No	24	38.71		No	7	20.59
Total	Teachers	312	100	Pre-service Teachers	154	100		

Data Collection Tools

TP-STEMK Survey

The TP-STEMK developed by Chai, Jong et al. (2019) was designed to assess pre-service and in-service teachers' self-efficacy in integrated STEM education in technological pedagogical content knowledge (TPACK). The original version consisted of four factors and 17 items. Each sub-dimension of the survey, i.e., technological pedagogical knowledge in science (TPSK), technological pedagogical knowledge in engineering (TPEK), and integrative STEM (iSTEM), consisted of four items, while another sub-dimension, technological pedagogical knowledge in mathematics (TPMK), consisted of five items. The survey consists of seven Likert-type items. These items include disagree-1, disagree-2, partially disagree-3, undecided-4, partially agree-5, agree-6, and agree-7. In addition, there is no item in the survey with a negative meaning on the survey TP-STEMK.

Survey's Adaptation to the Turkish Language

After reviewing the relevant literature on STEM education and TPACK, it was determined that there was a need for a data collection tool to assess teacher self-efficacy from a TPACK perspective in the context of holistic education STEM. The researchers searched the literature for the existing instruments based on this finding. After determining the appropriateness of the TP-STEMK self-efficacy survey for research, the researchers asked permission from the authors of the TP-STEMK survey and received permission from Chai, Jong et al. (2019) via email. The researchers initially translated the TP-STEMK developed in English into Turkish. After the first draft of the translation, the researchers received feedback from one Turkish language expert, three English language experts, and two STEM field experts, who formed a six-member translation team and received support. During the translation assessment, cross-checks were conducted to determine whether differences in the survey were independently translated into Turkish, and a consensus was reached on the common translation. In addition, a Turkish language expert checked the compatibility of the translation with Turkish in terms of spelling and semantic integrity. During the back translation into the original language, the translation was supported by a bilingual expert and compared and reviewed with the original version. Through the expert's feedback, the items' incomprehensible expressions and expression errors were corrected, and the stages of assessing the survey's structural, content, linguistic, and cultural conformity were completed. The survey was translated into a Likert-type format and presented to 54 pre-service teachers in a pilot study to assess its comprehensibility. The results of the pilot study showed that the factors and item distribution were consistent with those of the original survey. Later, the final version of the translated survey was administered to 612 participants. Participants were asked to answer all items in the survey. All surveys answered by participants were included in the analysis. No data loss occurred. The stages of the survey adaptation process to the Turkish language are shown in Figure 1.



Figure 1. The stages of the survey adaptation process to the Turkish language

The following steps were followed in the Turkish adaptation of the TP-STEMK self-efficacy survey:

Data Analysis

The Jamovi program (version 1.6) was used to adapt the survey TP-STEMK (Jamovi Project, 2021). For the survey results administered to the participants, the researchers used the program SPSS 22.0. Regarding the validity of the survey, analyzes were conducted to ensure content validity (content), linguistic validity (linguistic equivalence), and structural validity (concept). For construct validity, confirmatory factor analysis (CFA) was conducted. The choice between exploratory factor analysis (EFA) and confirmatory factor analysis (CFA) methods in adjustment studies is one of the most common problems. While CFA is used to test the correspondence of items to the defined structure, EFA is used to determine which structures the items cover (Brown, 2015; Karaca et al., 2015; Myers, 2000). In this context, the use of CFA seems appropriate due to the fixed factor structures of the original survey (Byrne & van de Vijver, 2014; Fabrigar et al., 1999; Güngör, 2016). In addition, Cronbach's alpha (α)-coefficient, item-total correlation value, and test-retest reliability coefficient (r) were calculated to test the internal consistency of the factors identified in the original survey, and finally, reliability was tested. As a result of the analysis, it was examined whether the items in the survey could measure the sub-factors. Mahalanobis value and deviant outliers were checked in the data set and removed from the data file. Since extreme values lead to errors, it is recommended to remove them from the data file (Tabachnick & Fidell, 2013). In addition, the degree of freedom and the chi-square value

affect the interpretation of the CFA result as the sample grows (Çokluk et al., 2021). This situation may lead to misinterpretation. Therefore, the fit indices χ^2/df , CFI, TLI, RMSEA, and SRMR were calculated instead.

Later, the descriptive (arithmetic mean and standard deviation) and inferential statistical data for each variable were calculated. First, we checked whether the distribution was normal by looking at the skewness and kurtosis values (in the range of ± 1.96). To reduce the type 1 error and to reveal the significance of the dependent variable (Alpar, 2003), a one-way MANOVA test was used in the analysis. The "Scheffe and Tukey" post hoc test was used as a multiple comparison test. First, the analyzes tested the assumptions of the MANOVA test. For the assumption of the equality of covariance matrices, Box's M test was applied, and in the cases where homogeneity was achieved (Allen et al., 2014; Pallant, 2005), the Wilks-Lambda test was suggested for multivariate test results, and in the cases where homogeneity was not achieved, Pillai's Trace test was recommended (Tabachnick & Fidell, 2013). Assuming equality of Levene error variances, it is assumed that there is no difference between error variances at $p > .01$ or $p > .025$ (Tabachnick & Fidell, 2013). In addition, partial eta squared (η^2) was used to determine the influence of the independent variable on the dependent variable. Partial Eta squared $\eta^2 = .01$ small effect value, $\eta^2 = .06$ medium effect value, and $\eta^2 = .14$ large effect value (Cohen, 2013).

Ethical considerations

During the study, all guidelines outlined in the Ethics of Scientific Research and Publication in Higher Education Policy were followed, and no actions were taken to the contrary. Faculty members, pre-service, and in-service teachers participated in the study by declaring their voluntary participation via the informed consent form submitted via Google Form. Responsibility for ethical violations in the research rests with the authors.

In this study, all rules stated to be followed within the scope of the "Higher Education Institutions Scientific Research and Publication Ethics Directive" were followed. None of the actions stated under the title "Actions Against Scientific Research and Publication Ethics", which is the second part of the directive, were taken.

Ethical review board name: Scientific research and publication ethics committee of science and engineering Institute of Alanya Alaaddin Keykubat University

Date of ethics review decision: 09/03/2021

Ethics assessment document issue number: 9679

RESULTS

Results of the Adaptation

Content Validity

To determine the content validity of the adapted survey in Turkish, the researchers obtained feedback from three language experts on the first draft of the translated survey. The researchers asked these experts to review the translation of each item. The experts reviewed the items and responded to a control form that was given to them. They indicated their feedback on the form as "the item is appropriate or should be corrected as ...". As a result of these feedbacks and reviews, ten items were accepted in their original form. The researchers modified seven items to ensure semantic integrity, linguistic validity, and cultural conformity. For example, the original statement "I can design lessons to integrate interdisciplinary STEM content and technology for student-centered learning appropriately." was translated as "I can design lessons to appropriately integrate holistic STEM content and technology for a student-centered learning approach." translated. However, in light of expert feedback, the same item was changed to "I can design student-centered courses that appropriately integrate interdisciplinary STEM content and technology."

Language Validity

After modifying the first draft of the survey based on the experts' feedback, the researchers used the back-translation method to determine the language equivalence of the survey. In the back-translation process, experts who knew the original language of the survey (English) but did not work on the survey (N=3) translated the items from Turkish to English. As a result of this back-translation, consistency and harmony were found between the original survey and the second draft of the survey after the back-translation. Then, the researchers conducted a pilot study with six pre-service and in-service teachers of science, elementary mathematics, and computer. This pilot study showed that the participants had no difficulty understanding the items.

Construct Validity

Since the original survey has a specific factor structure, the use of the CFA seems appropriate (Fabrigar et al., 1999; Güngör, 2016).

Confirmatory Factor Analysis

The purpose of confirmatory factor analysis (CFA) is to test the fit of the model advocated by exploratory factor analysis (EFA) using some values, to test the same model and verify its validity (Brown, 2015; Myers, 2000; Tabachnick & Fidell, 2013; Yaşaroğlu, 2017). The path diagram showing the factor structure obtained as a result of CFA is shown in Figure 2. The translated survey has four factors, like the original version developed by Chai, Jong et al. (2019).

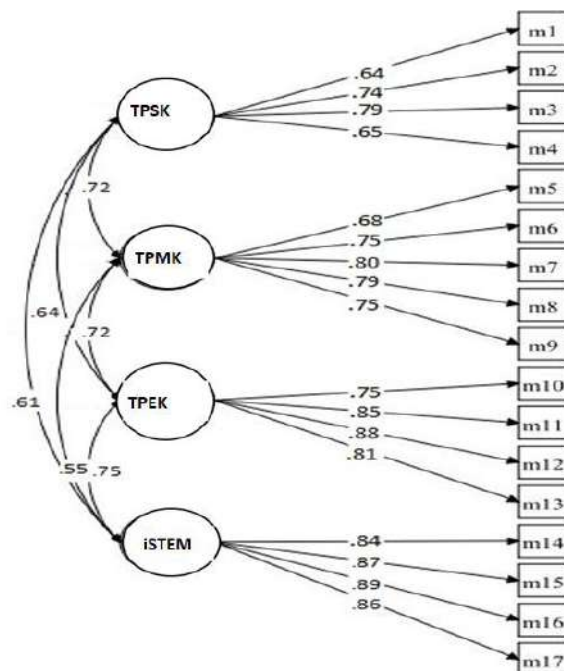


Figure 2. Analysis of item-structure relationships of the STEM-TPACK self-efficacy survey

Looking at Figure 2, the factor loadings of the items on the science dimension of the survey vary from .64 to .79, in the math dimension from .68 to .80, in the engineering dimension from .75 to .88, and in the integrative dimension STEM from .84 to .89. The correlation between the factors is as follows: Science and mathematics dimension .72; Science and engineering .64; .61 between science and integrative STEM; .72 between mathematics and engineering; .55 between mathematics and integrative STEM; .75 between engineering and integrative STEM. According to Kline (2015), the effect value is 'moderate' around .30 and 'high' from .50 and above. In this context, values above .50 mean the effect value between factors is high.

In the confirmatory factor analysis, the model fit indices were examined for the validity of the factor structure of the survey TP-STEMK. The model fit index values (χ^2/df , RMSEA, SRMR, CFI, and TLI) obtained by CFA are shown in Table 2.

Table 2

CFA's Compliance values for the TP-STEMK self-efficacy survey

Model Fit Indices	Model Fit Values	Acceptable Fit	Perfect Fit	Conclusion
χ^2	316	-	-	-
χ^2/df	2.8	$0 < \chi^2/df < 5$	$0 < \chi^2/df < 3$	Perfect Fit
RMSEA	0.0621	$0.00 \leq RMSEA \leq 0.10$	$0.00 \leq RMSEA \leq 0.05$	Acceptable Fit
SRMR	0.0346	$0.05 \leq SRMR \leq 0.10$	$0 \leq SRMR < 0.05$	Perfect Fit
CFI	0.961	$0.90 \leq CFI \leq 1.0$	$0.95 \leq CFI \leq 1.0$	Perfect Fit
TLI	0.953	$0.90 \leq TLI \leq 1.0$	$0.95 \leq TLI \leq 1.0$	Perfect Fit

According to the research (Sümer, 2000), the chi-square test (χ^2/df) evaluates the model's compatibility with the real data, and the p-value should be significant. Table 2 showed that the values of chi-square and p ($\chi^2/df=2.8$, $p < .001$) were significant. When the ratio of chi-square value to degrees of freedom is between 0 and 3 ($0 < \chi^2/df < 3$; $\chi^2/df=2.8$), the model has a perfect fit index (Kline, 2015; Meydan & Şeşen, 2015; Tabachnick & Fidell, 2013). According to Table 2, RMSEA=0.0621 shows an acceptable fit, SRMR=0.0346, CFI =0.961, TLI=0.953 shows a perfect fit (Meydan & Şeşen, 2015; Brown, 2015).

Analysis of the validity of the subfactors

An analysis of Pearson product-moment correlation coefficients for the relationships among the knowledge types formed in the subfactors of the TP-STEMK survey is presented in Table 3.

Table 3

Pearson Moments Product Correlation Coefficients for Subfactors of the TP-STEMK Survey

Subfactors		TPSK	TPMK	TPEK	iSTEM
TPSK	r	1			
	p				
TPMK	r	.606**	1		
	p	.000			
TPEK	r	.568**	.650**	1	
	p	.000	.000		
iSTEM	r	.531**	.497**	.695**	1
	p	.000	.000	.000	

**p<0.01

Examination of Table 3 reveals moderate correlation between the survey subfactors ($r=.695$, $r=.650$, $r=.606$, $r=.568$ and $r=.531$, $r=.497$ $p < 0.01$). In addition, the subfactors that make up the survey are not at extreme values, and the absence of a high correlation level indicates the survey's reliability (Gündüz & Coşkun, 2012).

Results of Reliability Analyses

Internal Consistency

The coefficients of internal consistency (Cronbach's alpha ' α ') calculated for a complete survey or its factors are $\alpha > 0.70$, which means that the survey is reliable (Nunnally & Bernstein, 1994; Büyüköztürk, 2020). The internal consistency coefficients (α) of the subfactors in the original TP-STEMK survey and this study are shown in Table 4.

Table 4

Cronbach Alpha (α) internal consistency coefficients for the survey and its factors

	Number of Items	Cronbach alfa (α) Coefficients for Reliability	Cronbach's alpha (α) Coefficients of the Original Survey
STEM -TPACK self-efficacy survey	17	0.937	

(TP-STEMK)				
Factors	Technological Pedagogical Knowledge in Science (TPSK)	4	0.81	0.87
	Technological Pedagogical Knowledge in Mathematics (TPMK)	5	0.80	0.89
	Technological Pedagogical Knowledge in Engineering (TPEK)	4	0.83	0.89
	Integrative STEM Knowledge (iSTEM)	4	0.84	0.91

According to Table 4, Cronbach's alpha coefficient for the TP-STEMK survey was calculated as 0.937. The internal consistency coefficients for the factors TPSK, TPMK, TPEK, and iSTEM were 0.81; 0.80; 0.83, respectively; a value of 0.84 was obtained. Moreover, the Cronbach alpha (α)-coefficients of the factors of the adapted and the original survey are close. Based on these results, it can be said that the reliability value of the survey is high.

Analyses for Item-Total Correlation

The overall correlation coefficients of the items calculated for the Turkish version of the survey TP-STEMK ranged from .66 to .91 (Table 5). Researchers recommend that items with an item correlation coefficient of less than .20 should be removed from the measurement instrument (Büyüköztürk, 2020). Since .20 is not a golden value for survey items, the item was not released. Moreover, according to Büyüköztürk (2020), an item with an item correlation coefficient of 0.3 and above is called a good item. So, the results show that all items in the translated survey are good.

Table 5

Item-total correlation values of the items

Factors	Items	Item-total Correlations
TPSK	M1	.67
	M2	.76
	M3	.78
	M4	.66
TPMK	M5	.69
	M6	.73
	M7	.79
	M8	.80
	M9	.73
TPEK	M10	.69
	M11	.85
	M12	.87
iSTEM	M13	.79
	M14	.87
	M15	.89
	M16	.91

M17

.87

The results in Table 5 show that the positive correlation between the item-total correlation scores indicates that internal consistency is high and that the items measure similar behaviors ($p < .05$).

Test-Retest Reliability

To determine the degree of stability of the translated survey, it was administered again to 54 pre-service teachers at four-week intervals. The relationship between the scores obtained on both applications was examined regarding the overall survey, items, and factors, and how stable the final survey was measured. In addition, Büyüköztürk (2020) also indicated that the Pearson moment product correlation coefficient was low between 0.0-0.3, moderate between 0.30 and 0.70, and high between 0.70 and 1.0. The test-retest correlation coefficient regarding the stability level of the survey showed a positive, high, and significant relationship between the two applications [$r_{(54)} = .831$, $p < .01$].

Results of the Administration

Results on Preservice teachers

To answer the research question, "Are there statistically significant differences in the subfactors of the TP-STEM knowledge survey according to the program studied by the pre-service teachers?" data were analyzed using a one-way MANOVA. The descriptive results, including the number of data (N), means, and standard deviations (SD) of the variables TPSK, TPMK, TPEK, and iSTEM, depending on the program of study pre-service teachers, are presented in Table 6.

Table 6

Descriptive statistical results of the subfactors of the TP-STEMK survey by pre-service teacher program

Dependent Variable	Studied Program (Independent Variable)	N	\bar{x}	SS
TPSK	Preservice Science Teacher	54	23.24/5.81	2.76
	Pre-service Mathematics Teacher	66	22.25/5.56	2.81
	Preservice Computer Teachers	34	24.17/6.04	2.63
TPMK	Preservice Science Teacher	54	27.77/5.55	3.49
	Pre-service Mathematics Teacher	66	28.22/5.64	4.43
	Preservice Computer Teachers	34	29.52/5.90	4.02
TPEK	Preservice Science Teacher	54	21.59/5.39	3.49
	Pre-service Mathematics Teacher	66	18.07/4.51	3.65
	Preservice Computer Teachers	34	22.50/5.62	3.78
iSTEM	Preservice Science Teacher	54	21.64/5.41	3.16
	Pre-service Mathematics Teacher	66	17.77/4.44	3.55
	Preservice Computer Teachers	34	21.79/5.44	3.41

Table 6 shows that the mean scores of TPSK, TPMK, TPEK, and iSTEM5 are higher among the pre-service computer teachers than pre-service teachers of science and elementary mathematics. In addition, the skewness and kurtosis values of the TPSK, TPMK,

TPEK, and iSTEM subfactors in the pre-service teacher programs show a distribution close to the normal distribution. In this context, the condition of equality of covariance matrices, one of the assumptions of one-factor MANOVA, was tested with Box's test of equality of matrices, and the other assumption, equality of error variances, was tested with Levene's test. In analyzing the Box's M test to assess whether the covariances are equal, Sig. If the p-value in the line $p > .001$, the null hypothesis is accepted (Allen et al., 2014; Pallant, 2005). This result means that there is no significant difference between the matrices. The fact that there is no significant difference between the covariance matrices of the dependent variable ($p = .029$, $p > .001$) indicates that the assumption of one-way MANOVA is met

The other postulate of one-way MANOVA was tested using Levene's test to determine if there was a significant difference between the error variances. Levene's test was used in the analysis Sig. If the p-value in the $p >$ row is $.01$ or $p >$ is $.025$, the null hypothesis is accepted (Tabachnick & Fidell, 2013). This result means that there is no significant difference between the error variances. When testing the error variances of the dependent variables TPSK ($p = .213$, $p > .01$), TPMK ($p = .056$, $p > .01$), TPEK ($p = .943$, $p > .01$), and iSTEM ($p = .01$). 651 , $p > .01$) showed that the hypothesis "There is no significant difference between the error variants" can be accepted.

The analysis determined that the assumptions of the MANOVA test were met, and a one-way MANOVA analysis was performed. In this context, a multivariate test analysis was performed to determine if there was a difference depending on the program studied. Wilk's Lambda analysis, a type of multivariate analysis (Büyüköztürk, 2020; Green & Salkind, 2005; Tabachnick & Fidell, 2013), was performed.

The Manova results on the TPSK, TPMK, TPEK, and iSTEM responses of pre-service teachers depending on the program they studied showed a significant difference between the dependent variables of the combined TPSK-, TPMK, TPEK, and iSTEM scores depending on the program studied by the pre-service teachers [$F_{(8, 296)} = 9.74$, $p < .05$, Wilk's lambda (Λ) = $.627$, partial $\eta^2 = .208$]. The results of the one-way ANOVA analysis to determine the effects of the independent variables on the dependent variables are shown in Table 7.

Table 7

ANOVA results of TPSK, TPMK, TPEK, and iSTEM scores depend on the pre-service teacher program

Dependent Variable	Type III Sum of Squares	Df	Average Square	F	Sig.	Partial Eta-Squared
TPSK	86.463	2	43.232	5.689	.004	.070
TPMK	65.962	2	32.981	2.025	.136*	.026
TPEK	581.270	2	290.635	22.051	.000	.226
iSTEM	583.477	2	291.739	25.325	.000	.251

* $p < .05$

Table 7 shows a significant difference in the pre-service teachers' TPSK, TPEK, and iSTEM scores according to the course of study ($p < .05$). It was found that there was no significant difference in TPMK scores according to a degree program ($p > .05$). In addition,

the partial eta squared indicates how much of the change in the dependent variable is explained by the independent variable (Pallant, 2005; Rosenthal & Rosnow, 2008). It can be concluded that the largest effect is for the dependent variables TPEK (partial $\eta^2=0.226$) and iSTEM (partial $\eta^2=0.251$). In addition, supplemental analyzes were performed, and a Scheffe posthoc analysis was performed to determine which groups had a significant difference as a function of the program variable examined (Table 8).

Table 8

Post-hoc Scheffe test results of TPSK, TPEK, and iSTEM scores depending on the pre-service teacher program

Subfactors	Program	Program	$\bar{X} - \bar{X}$	Sh_x	Sig.	p<0,05
TPSK	Pre-service Mathematics Teacher (B)	Preservice Computer Teacher (C)	-1.91	.58	.005	B-C
	Preservice Science Teacher (A)	Pre-service Mathematics Teacher (B)	3.51	.67	.000	A-B
TPEK	Pre-service Mathematics Teacher (B)	Preservice Computer Teacher (C)	-4.42	.77	.000	B-C
	Elementary Science Teacher Education (A)	Pre-service Mathematics Teacher (B)	3.87	.62	.000	A-B
iSTEM	Pre-service Mathematics Teacher (B)	Preservice Computer Teacher (C)	-4.02	.72	.000	B-C

Table 8 shows that pre-service computer teachers have higher self-efficacy in the TPSK subdimension than pre-service teachers in the primary mathematics program ($p < .05$). On the TPEK and iSTEM subfactors, pre-service teachers in the science and computer had higher self-efficacy than pre-service teachers in the Primary Mathematics program ($p < .05$).

Results on In-Service Teachers

A one-way MANOVA analysis was conducted to answer the research question, "Are there statistically significant differences in the subfactors of the TP-STEM knowledge survey by in-service teachers' majors?" The descriptive results, including the number of data (N), mean, and standard deviation (SD) of the TPSK, TPMK, TPEK, and iSTEM variables by teachers' fields of study, are presented in Table 9.

Table 9

Descriptive statistical results for survey subfactors by teacher branch

Dependent Variable	Branch (Independent variable)	N	\bar{X}	SS
TPSK	Science Teacher	144	22.34/5.85	3.07
	Mathematics Teacher	106	20.53/5.13	2.90
	Computer Teachers	62	23.64/5.91	2.66
TPMK	Science Teacher	144	25.02/5.00	5.09

	Mathematics Teacher	106	25.18/5.03	3.98
	Computer Teachers	62	27.61/5.52	4.25
TPEK	Science Teacher	144	19.71/4.92	4.74
	Mathematics Teacher	106	17.30/4.32	4.68
	Computer Teachers	62	22.16/5.54	3.86
iSTEM	Science Teacher	144	19.99/4.99	4.83
	Mathematics Teacher	106	16.61/4.15	4.99
	Computer Teachers	62	20.95/5.23	3.98

Table 9 shows that the TPSK, TPMK, TPEK, and iSTEM scores of computer teachers are descriptively higher than those of science and elementary math teachers. In addition, the skewness and kurtosis values of the TPSK, TPMK, TPEK, and iSTEM scores by teacher branch also show a distribution that is close to the normal distribution. In this context, the condition of equality of the covariance matrices, one of the assumptions of the one-factor MANOVA, was tested with the Box test for equality of the matrices, and the other assumption, equality of the error variances, was tested with Levene's test.

The null hypothesis is accepted in the analysis of Box's M-test to determine if the covariances are equal if the p-value in the line $p >$ is .001 (Allen et al., 2014; Pallant, 2005). This result means that there is no significant difference between the matrices. Accordingly, it was found that there is no significant difference between the covariance matrices of the dependent variable ($p = .011$, $p > .001$), and the assumption of one-way MANOVA is satisfied.

The other postulate of one-way MANOVA was tested using Levene's test to determine if there is a significant difference between the error variances. If the p-value in Levene's test analysis is $p > .01$ or $p > .025$, the null hypothesis is accepted (Tabachnick & Fidell, 2013). This result means that there is no significant difference between the error variances. Examination of the values for TPSK ($p = .566$, $p > .01$), TPMK ($p = .036$, $p > .01$), TPEK ($p = .057$, $p > .01$), and iSTEM ($p = .200$, $p > .01$) shows that the hypothesis "There is no significant difference between error variances" can be accepted. Based on the analysis, it was determined that the assumptions of MANOVA were met, and a one-way MANOVA analysis was performed. In this context, a multivariate test analysis was performed to determine if there was a difference depending on the program studied. Wilk's Lambda analysis of multivariate analysis of research (Büyüköztürk, 2020; Green & Salkind, 2005; Tabachnick & Fidell, 2013) was conducted.

When the Manova results of teachers' TPSK, TPMK, TPEK, and iSTEM scores were examined together by teacher branch, there was a significant difference in the subfactors of TPSK, TPMK, TPEK, and iSTEM together by teacher branch [$F_{(8,612)} = 13.609$, $p < .05$, Wilk's lambda (Λ) = .721, partial $\eta^2 = .151$]. Indeed, it was found that teachers' TPSK, TPMK, TPEK, and iSTEM ratings by their branches were not similar when considered together. The results of the one-way analysis ANOVA, which was conducted to determine the effect of the independent variables on the dependent variables, are presented in Table 10.

Table 10

ANOVA test results of teachers' TPSK, TPMK, TPEK, and iSTEM scores by their branches.

Dependent Variable	Type III Sum of Squares	Df	Average Square	F	Sig.	Partial Eta-Squared
TPSK	411.080	2	205.540	23.815	.000	.134
TPMK	317.431	2	158.715	7.578	.001	.047
TPEK	953.559	2	476.780	22.891	.000	.129
iSTEM	981.623	2	490.811	21.888	.000	.124

*p<.05

Table 10 shows a significant difference in teachers' TPSK, TPMK, TPEK, and iSTEM scores depending on their branch ($p < .05$). Teachers' branches significantly impact on all subfactors. In addition, the partial eta squared indicates how much of the change in the dependent variable is explained by the independent variable (Pallant, 2005; Rosenthal & Rosnow, 2008). It can be concluded that the smallest effect is due to the dependent variable TPMK (partial $\eta^2 = 0.047$). Furthermore, supplemental analyses were conducted, and a Scheffe post hoc analysis was performed to determine which groups had a significant difference concerning the program variable under study (Table 11).

Table 11

Post-hoc Scheffe test results of teachers' TPSK, TPMK, TPEK, and iSTEM scores by Branch.

Subfactors	Branch	Branch	$\bar{X} - \bar{X}$	Sh_x	Sig.	p<0,05
TPSK	Science Teacher (A)	Mathematics Teacher (B)	1.80	.38	.000	A-B
	Science Teacher (A)	Computer Teachers (C)	-1.30	.45	.015	A-C
	Mathematics Teacher (B)	Computer Teachers (C)	-3.10	.47	.000	B-C
TPMK	Science Teacher (A)	Computer Teachers (C)	-2.59	.69	.001	A-C
	Mathematics Teacher (B)	Computer Teachers (C)	-2.42	.73	.005	B-C
TPEK	Science Teacher (A)	Mathematics Teacher (B)	2.41	.58	.000	A-B
	Science Teacher (A)	Computer Teachers (C)	-2.44	.69	.002	A-C
	Mathematics Teacher (B)	Computer Teachers (C)	-4.85	.73	.000	B-C
iSTEM	Science Teacher (A)	Mathematics Teacher (B)	3.38	.61	.000	A-B
	Mathematics Teacher (B)	Computer Teachers (C)	-4.34	.76	.000	B-C

p<.05

Table 11 shows a significant difference between computer teachers and elementary school mathematics and science teachers on the TPSK, TPMK, and TPEK subfactors in favor of computer teachers ($p < .05$). Computer teachers were found to have higher self-efficacy in TPSK, TPMK, and TPEK. In addition, science teachers were found to have higher self-

efficacy in the TPSK, TPEK, and iSTEM subfactors than elementary mathematics teachers ($p < .05$). In the iSTEM subdimension, computer teachers were found to have significantly higher self-efficacy than elementary mathematics teachers.

DISCUSSION AND CONCLUSION

Discussion and conclusion on Survey Adaptation

In this research, an attempt was made to translate the TP-STEMK survey into Turkish by conducting validity and reliability studies. For the construct validity of the questionnaire, the use of DFA was preferred due to the factor structure of the original scale (Fabrigar et al, 1999; Güngör, 2016). The purpose of the DFA is to test the significance and accuracy of the factor structure identified by the AFA and to determine whether the results confirm the model (Brown, 2015; Hair et al, 2010). As a result of the CFA analyses undertaken to ensure the survey's construct validity, it was found that the fit indices ($\chi^2=316$, $\chi^2/df=2.8$, CFI=0.961, TLI=0.953, SRMR=0.0346) were fully compatible (Kline, 2015; Meydan & Şeşen, 2015; Tabachnick & Fidell, 2013) and (RMSEA=0.0621) acceptable (Brown, 2015; Meydan & Şeşen, 2015). Values close to the fit indices of the original survey TP-STEMK were obtained [$\chi^2 = 211.45$, $\chi^2/df = 1.99$, CFI = 0.97, TLI = 0.96, RMSEA = 0.067, SRMR = 0.047, (Chai, Jong et al., 2019)]. These values indicate that the survey structure was suitable for the Turkish participants. At the same time, a positive and significant relationship was found between the subfactors of the TP-STEMK survey (see Table 3).

To determine the reliability of the survey, analyses of internal consistency (Cronbach's alpha), item-total correlation, and test-retest reliability were performed. Researchers have pointed out that if the reliability of a survey is low, its scientific value is also low (Ercan & Kan, 2004). The Cronbach's alpha coefficients ($\alpha > 0.70$) calculated for internal reliability show that the reliability value of the survey TP-STEMK is high [see Table 4 (Büyüköztürk, 2020; Nunnally & Bernstein, 1994)]. It was found that the item-total correlation coefficients of the survey were positive and statistically significant, and the internal consistency between item values was high. These results indicate that the items measure similar features. The test-retest method used to determine the stability of the survey showed a high, positive, and significant relationship between the scores [see Table 7, (Büyüköztürk, 2020)]. In light of these results, the researchers conclude that the TP-STEMK self-efficacy survey is a measurement tool used by scholars with high validity and reliability.

Based on the analysis results, it can be concluded that the TP-STEMK survey is useful because it integrates the seven-factors structure of TPACK advocated by Mishra and Koehler (2006) into STEM education. In this study, the TPACK framework was not limited to one subject. It was examined in an interdisciplinary context. As Chai, Rahmawati et al. (2020) stated, this context shows that the survey predicts teacher competencies in integrative STEM instruction. All the research results show that the survey used in this research will contribute to the literature.

Discussion and conclusion on the Application of the Survey

While the TPSK, TPEK, and iSTEM self-efficacy factors differed according to pre-service teachers' program variables, no differentiation was found for the TPMK dimension. It was found that pre-service elementary mathematics teachers' TPSK, TPMK, TPEK, and iSTEM scores were lower than those of other programs. It can be speculated that pre-service elementary mathematics teachers did not receive STEM or interdisciplinary training during their studies at the college may be a reason for this result. Another finding supporting this result is that less than one-fifth of the pre-service elementary mathematics teachers involved in this study reported that they had taken courses or training related to STEM or interdisciplinary teaching (see Table 1). The TPEK and iSTEM factors found that the knowledge levels of pre-service science and pre-service computer teachers were similar. This result may be due to courses taken or STEM activities in college classes (see Table 1). Some studies in the literature indicate that pre-service teachers' knowledge and awareness of science and computers in STEM are at a higher level (Yenilmez & Balbağ, 2016; Karışan & Bakırcı, 2018). This result is consistent with the findings of the related research.

When looking at the branches of in-service teachers, there were differences in self-efficacy of TPSK, TPMK, TPEK, and iSTEM. The research results showed that computer teachers performed better than other teachers in all knowledge factors, while elementary mathematics teachers had the lowest self-efficacy level in all knowledge factors. It was also found that science teachers' self-efficacy was better than mathematics teachers in all sub-factors. It is suggested that this result may have implications for theoretical and practical training for teaching STEM. Because if we look at the characteristics of the participants, we can find that the percentage of STEM training for computer and science teachers is higher than that of elementary mathematics teachers, who conducted more STEM activities in their courses.

For this reason, they have a better STEM knowledge level than elementary school mathematics teachers (see Table 1.) In the study conducted by Chai, Jong et al. (2019), it was found that the knowledge self-efficacy of science teachers was higher than that of mathematics teachers in TPEK, TPSK, and iSTEM factors. The results of this study are similar to those of Chai, Jong et al. (2019). In addition, Chai, Jong et al. (2019) reported that science teachers in China mainly conduct STEM activities. They also pointed out that science teachers' implementation was due to the professional development courses they attended.

However, Chai, Jong et al. (2019) concluded that computer teachers' knowledge self-efficacy was higher than that of mathematics teachers on all factors, including the TPMK subdimension. They explained that this result was since the teachers had received computer training and had degrees in technology. In this regard, the study supports our research findings. Chai, Jong et al. (2019) used the original survey to show that mathematics teachers have a lower level of TP-STEM knowledge than science and computer teachers, similar to the result of this research. Özbilen (2018) found that science teachers had higher STEM

educational awareness than mathematics and technology design teachers in elementary school because they do STEM activities in the classroom. Hiçde et al. (2020) found that computer teachers had higher STEM educational awareness than elementary science, mathematics, and classroom teachers. He explained that such a result could be since computer teachers may have learned more about STEM during professional development courses and college. Wang et al. (2011) concluded that the branch variable impacts teachers' perceptions and orientations toward STEM education. In this regard, the research findings support the findings of previous studies. On the other hand, contrary to the results of this study, some studies in the literature report that the branch variable is ineffective (Demirkol et al., 2022).

When all pre-service and pre-service teachers were compared on the TPSK, TPMK, TPEK, and İSTEM subfactors by branch and program variable, it was found that they had the lowest mean scores on the TPEK and İSTEM factors. Similar to the result in this research, Chai, Jong et al.'s (2019) study also revealed that the engineering knowledge of integrated STEM education teachers was not at the desired level. From this perspective, this result is consistent with the findings of Chai, Jong et al. (2019). Chai, Jong et al. (2019) proposed collaboration between professors of engineering faculties and teacher educators to improve the engineering knowledge of teachers in undergraduate education. In short, it was emphasized that interdisciplinary collaboration is important. The correlation between TPEK and İSTEM in the subfactors is the highest compared to the others. It can be said that training that increases TPEK also will increase İSTEM knowledge.

RECOMMENDATIONS

This study also has some limitations. The first limitation is that the TP-STEMK survey used in the study is of Likert type. Based on the results of this research, it can be stated that the data collection instrument, including a test consisting of open or multiple-choice questions, can be developed to assess teachers' knowledge in training TP-STEM. The second limitation is that this study was conducted with a group of participants consisting of mathematics, science, computer science, and instructional technology teachers and pre-service teachers. Future studies may be conducted with pre-service teachers and teachers from other disciplines. After having these findings, the researchers believe that providing teachers with professional development courses focusing on STEM teaching by incorporating engineering and technology will improve their self-efficacy related to TP-STEMK. The study found that pre-service teachers' engineering knowledge was lower than their knowledge in the other subfactors. It is believed that courses developed by scientists studying engineering education will help them improve their knowledge level of engineering. Considering the results of this study, the inclusion of STEM in the curriculum will positively impact the TP-STEMK of pre-service teachers. Finally, this study is a cross-sectional survey with quantitative data collection. Qualitative or mixed methods research

can be conducted by diversifying the data collection instruments that can be used to explore further the knowledge of technology education STEM of pre-service and in-service teachers.

REFERENCES

- Akgündüz, D., Aydeniz, M., Çakmakçı, G., Çavaş, B., Çorlu, M. S., Öner, T., & Özdemir, S. (2015). *STEM eğitimi Türkiye raporu: Günün modası mı yoksa gereksinim mi? [A report on STEM Education in Turkey: A provisional agenda or a necessity?]*. İstanbul Aydın University. www.aydin.edu.tr/belgeler/IAU-STEM-Egitimi-TurkiyeRaporu2015.pdf
- Allen, P., Bennett, K., & Heritage, B. (2014). *SPSS statistics version 22: A practical guide* (3th ed.). Cengage Learning Australia Pty Limited.
- Alpar, R. (2003). *Uygulamalı çok değişkenli istatistiksel yöntemlere giriş 1* (2. Baskı) [Introduction to Applied Multivariate Statistical Methods 1 (2th. ed.)]. Nobel Publishing.
- Aranda, M. L., Lie, R., Güzel, S. S., Makarsu, M., Johnston, A., & Moore, T. J. (2020). Examining teacher talk in an engineering design-based science curricular unit. *Research in Science Education*, 50(2), 469-487. <https://doi.org/10.1007/s11165-018-9697-8>.
- Bagiati, A., & Evangelou, D. (2015). Engineering curriculum in the preschool classroom: The 'teacher's experience. *European Early Childhood Education Research Journal*, 23(1), 112-128. <https://doi.org/10.1080/1350293X.2014.991099>
- Bandura, A. (1977). Self-efficacy: Toward a unifying theory of behavioral change. *Psychological Review*, 84(2), 191-215. <https://doi.org/10.1037/0033-295X.84.2.191>
- Barba-Sánchez, V., Orozco-Barbosa, L., & Arias-Antúnez, E. (2021). On the Impact of Information Technologies Secondary-School Capacity in Business Development: Evidence From Smart Cities Around the World. *Frontiers in Psychology*, 12, 731443. <https://doi.org/10.3389/fpsyg.2021.731443>
- Baumert, J., Kunter, M., Blum, W., Brunner, M., Voss, T., Jordan, A., Klusmann, U., Krauss, S., Neubrand, M., & Tsai, Y. M. (2010). 'Teachers' mathematical knowledge, cognitive activation in the classroom, and student progress. *American Educational Research Journal*, 47(1), 133-180. <https://doi.org/10.3102/0002831209345157>
- Blackley, S., & Howell, J. (2015). A STEM Narrative: 15 Years in the Making. *Australian Journal of Teacher Education*, 40(7), 102-112. <https://doi.org/10.14221/ajte.2015v40n7.8>
- Breiner, J. M., Harkness, S. S., Johnson, C. C., & Koehler, C. M. (2012). What is STEM? A discussion about conceptions of STEM in education and partnerships. *School Science and Mathematics*, 112(1), 3-11. <https://doi.org/10.1111/j.1949-8594.2011.00109.x>
- Brown, T.A. (2015). *Confirmatory factor analysis for applied research* (2nd ed.). Guilford Press.

- Büyüköztürk, Ş. (2020). *Sosyal bilimler için veri analizi el kitabı- istatistik, araştırma deseni, SPSS uygulamaları ve yorum* (28. Baskı) [*Data analysis handbook for social sciences statistics, research design SPSS applications and interpretation* (28th Ed.)]. Pegem Academy Publishing.
- Bybee, R. (2013). *The case of STEM education: Challenges and opportunities*. NSTA Press.
- Canbazoglu-Bilici, S. (2019). Örneklem yöntemleri [Sampling methods]. In H. Özmen & O. Karamustafaoğlu (Ed.), *Eğitimde araştırma yöntemleri* [*Research methods in education*] (pp.56-78). Pegem Akademi Publications
- Chai, C. S. (2019). Teacher professional development for science, technology, engineering and mathematics (STEM) education: A Review from the perspectives of technological pedagogical content (TPACK). *The Asia-Pacific Education Researcher*, 28(1), 5-13. <https://doi.org/10.1007/s40299-018-0400-7>
- Chai, C. S., Jong, M., & Yan, Z. (2020). Surveying Chinese teachers' technological pedagogical STEM knowledge: A pilot validation of STEM-TPACK survey. *International Journal of Mobile Learning and Organisation*, 14(2), 203- 214. <https://doi.org/10.1504/ijmlo.2020.106181>
- Chai, C. S., Jong, M., Yin, H. B., Chen, M., & Zhou, W. (2019). Validating and modelling 'teachers' Technological Pedagogical Content Knowledge for Integrative Science, Technology, Engineering and Mathematics education. *Journal of Educational Technology & Society*, 22(3), 61-73.
- Chai, C. S., Koh, J. H. L., & Teo, Y. H. (2019). Enhancing and modeling 'teachers' design beliefs and efficacy of technological pedagogical content knowledge for 21st century quality learning. *Journal of Educational Computing Research*, 57(2), 360- 384. <https://doi.org/10.1177/0735633117752453>
- Chai, C.S., Rahmawati, Y., & Jong M.S.-Y. (2020). Indonesian Science, Mathematics, and Engineering preservice 'teachers' experiences in STEM-TPACK design-based learning. *Sustainability*. 12(21), 9050. <https://doi.org/10.3390/su12219050>
- Charalambous, C. Y., & Philippou, G. N. (2010). 'Teachers' concerns and efficacy beliefs about implementing a mathematics curriculum reform: integrating two lines of inquiry. *Educational studies in Mathematics*, 75(1), 1-21. <https://doi.org/10.1007/s10649-010-9238-5>
- Cohen J. (2013). *Statistical power analysis for the behavioral sciences*. Routledge.
- Çayak, V. (2019). *Fen bilimleri öğretmenlerinin STEM' e yönelik teknolojik, pedagojik, alan bilgilerinin incelenmesi* [Analysis of Science 'Teachers' technological, pedagogical, and content knowledge on STEM]. (Unpublished ' master's thesis). Çanakkale Onsekiz Mart University.
- Çokluk, Ö., Şekercioğlu, G., & Büyüköztürk, Ş. (2021). *Sosyal bilimler için çok değişkenli istatistik: SPSS ve LISREL uygulamaları* (6. Baskı) [*Multivariate statistics for social sciences: SPSS and LISREL applications* (6 th. ed.)]. Pegem Akademi Publishing.

- Çorlu, M. S., Capraro, R. M. and Capraro, M. M. (2014). Introducing STEM education: Implications for educating our teachers in the age of innovation. *Education and Science*, 39(171), 74-85. <http://hdl.handle.net/11693/13203>
- Dadacan, G. (2021). *Öğretmen adaylarının STEM öğretimiyle ilgili öz-yeterlik farkındalık ve yönelimlerinin çeşitli değişkenler açısından incelenmesi* [The research of the pre-service 'teachers' self sufficiency awareness and orientation in STEM education]. (Unpublished 'master's thesis). Hacettepe University.
- Deehan, J., Danaia, L., & Mckinnon, D. H. (2017). A longitudinal investigation of the science teaching efficacy beliefs and science experiences of a cohort of pre-service elementary teachers. *International Journal of Science Education*, 39(1), 1-26. <https://doi.org/10.1080/09500693.2017.1393706>
- Demirkol, K., Kartal, B. & Taşdemir, A. (2022). Matematik ve Fen Bilimleri öğretmenlerinin STEM eğitime yönelik tutumlarının çeşitli değişkenler bağlamında incelenmesi [The investigation of mathematics and science 'teachers' attitudes towards stem education regarding multiple variables]. *Journal of Turkish Academic Publications (TAY Journal)*, 6(1), 77-98.
- Dönmez, M.C. (2020). *Robotik uygulamaların aday öğretmenlerin STEM farkındalıkları, fen öğretmeye yönelik öz yeterlikleri ve STEM'e yönelik tutumları üzerine etkileri* [The effects of robotic activities on stem awarenesses, selfefficacy beliefs in science teaching and attitudes towards STEM of pre-service teachers]. (Unpublished master's thesis). Kırşehir Ahi Evran University.
- El-Deghaidy, H., & Mansour, N. (2015). Science 'teachers' perceptions of STEM education: Possibilities and challenges. *International Journal of Learning and Teaching*, 1(1), 51-54. <https://doi.org/10.18178/ijlt.1.1.51-54>
- English, L. D. (2015). STEM: Challenges and opportunities for mathematics education. In *Proceedings of the 39th Conference of the International Group for the Psychology of Mathematics Education*, 39(1), 4-18.
- Ercan, İ., & Kan, İ. (2004). Ölçeklerde güvenirlik ve geçerlik [Reliability and validity in the scales]. *Journal of Uludag University Faculty of Medicine*, 30(3), 211-216. <https://dergipark.org.tr/en/pub/uutfd/issue/35255/391149>
- Fabrigar, L. R., Wegener, D. T., MacCallum, R. C., & Strahan, E. J. (1999). *Evaluating the use of exploratory factor analysis in psychological research*. *Psychological Methods*, 4(3), 272-299. <https://doi.org/10.1037/1082-989X.4.3.272>
- Faikhamta, C., Lertdechapat, K., & Prasoblarb, T. (2020). The Impact of a PCK-based professional development program on science 'teachers' ability to teaching STEM. *Journal of Science and Mathematics Education in Southeast Asia*, 43, 1-22 <https://myjms.mohe.gov.my/index.php/jmsesea/article/view/10145>

- Gonzalez, H. B., & Kuenzi, J. J. (2012). *Science, technology, engineering, and mathematics (STEM) education: A primer*. Congressional Research Service, Library of Congress.
- Green, S.B., & Salkind, N.J. (2005). *Using SPSS for windows and macintosh: Analyzing and Understanding data* (4th Edition). Pearson
- Gündüz, Y., & Coşkun, Z. S. (2012). Öğrenci algısına göre öğretmen etik değerler ölçeğinin geliştirilmesi: geçerlik ve güvenilirlik çalışması [Development of 'teachers' ethical values scale according to student perception: A study of validity and reliability]. *Journal of Ahi Evran University Kırşehir Education Faculty*, 13(1), 111-131. <https://dergipark.org.tr/tr/pub/kefad/issue/59493/855096>
- Güngör, D. (2016). Psikolojide ölçme araçlarının geliştirilmesi ve uyarlanması kılavuzu [A guide to the development and adaptation of measurement tools in psychology]. *Turkish psychology articles*, 19 (38), 104-112.
- Hacıömeroğlu, G. (2020). Öğretmen adayları için FETEMM eğitimi hakkında öz yeterlilik ve endişe ölçeğinin Türkçeye uyarlama çalışması [Turkish adaptation study of the instrument of self-efficacy and concerns about STEM education for pre-service Teachers]. *Theory and Practice in Education*, 16(2), 165-177. <https://doi.org/10.17244/eku.788985>
- Hair, J.F., Black, W.C., Babin, B.J., Anderson R.E. (2010). *Multivariate Data Analysis* (7 th ed.). Pearson: New Jersey
- Hiğde, E., Aktamış, H., Arabacıoğlu, T., Şen, H., Özen Ünal, D., & Yazıcı, E. (2020). Öğretmen ve öğretmen adaylarının STEM alanlarına yönelik tutumlarının ve stem öğretimi yönelimlerinin farklı değişkenler açısından incelenmesi [Investigation of teachers' and preservice teachers' attitudes towards STEM fields and stem teaching orientations in terms of different variables]. *Uşak University Journal of Educational Research*, 6 (1), 34-56. <https://doi.org/10.29065/usakead.684766>
- Honey, M., Pearson, G., & Schweingruber, A. (2014). *STEM integration in K-12 education: Status, prospects, and an agenda for research*. National Academies Press.
- Hossain, M., & G Robinson, M. (2012). How to motivate US students to pursue STEM (science, technology, engineering and mathematics) careers. *US-China Education Review A*, 4, 442-451
- Karaca, A., Yıldırım, N., Ankaralı, H., Açıkgöz, F., & Akkuş, D. (2015). Hemşirelik öğrencileri için algılanan stres, biyo-psiko-sosyal cevap ve stresle başetme davranışları ölçeklerinin Türkçe'ye uyarlanması [Turkish adaptation of perceived stress scale, Bio-psycho-social response, and coping behaviours of stress scales for Nursing students]. *Journal of Psychiatric Nursing*, 6(1), 15-25. <https://doi.org/10.5505/phd.2015.40316>
- Karademir-Coşkun, T., Alakurt, T., & Yılmaz, B. (2020). Bilişim teknolojileri öğretmenlerinin perspektifinden STEM eğitimi [STEM education from the perspective of information technologies teachers]. *Abant İzzet Baysal University Journal of the Faculty of Education*, 20 (2), 820-836. <https://doi.org/10.17240/aibudefd.2020.-536856>

- Karışan, D., & Bakırcı, H. (2018). Öğretmen adaylarının FeTeMM öğretim yönelimlerinin anabilim dalına ve sınıf düzeyine göre incelenmesi [Exploration of pre-service 'teachers' STEM teaching intentions with respect to the department and grade]. *Adıyaman University Journal of Educational Sciences*, 8(2), 152-175. <http://dx.doi.org/10.17984/adyuebd.439199>
- Kelley, T. R., & Knowles, J. G. (2016). A Conceptual framework for integrated STEM education. *International Journal of STEM Education*, 3(1), 11. <https://doi.org/10.1186/s40594-016-0046-z>
- Kılıçer, K., & Odabaşı, H. F. (2010). Bireysel yenilikçilik ölçeği (BYÖ): Türkçeye uyarlama, geçerlik ve güvenilirlik çalışması [Individual innovativeness scale (IS): The study of adaptation to Turkish, validity and reliability]. *Journal of Hacettepe University Faculty of Education*, 38(2010), 150-164. <https://hdl.handle.net/11421/14828>
- Kline, R. B. (2015). *Principles and practice of structural equation modeling* (4th ed.). The Guilford Press.
- Koçak, B., Aslan, A., & Capellaro, E. (2019). Fen Bilimleri, Matematik ve Sınıf Öğretmen adaylarının FeTeMM öğretimine ilişkin yönelimleri [Science, Mathematics and Primary Pre-service 'Teachers' intention on STEM teaching]. *Journal of Science Education*, 7(2), 168-188.
- Köse, M., & Ataş, R. (2020). Sınıf öğretmenlerinin STEM eğitime yönelik görüşlerinin değerlendirilmesi [The opinions of elementary teachers about STEM education]. *Academy Journal of Educational Sciences*, 4(2), 103-110. <https://doi.org/10.31805/acjes.828442>
- Kuo, H. C., Tseng, Y. C., & Yang, Y. T. C. (2019). Promoting college ' student's learning motivation and creativity through a stem interdisciplinary pbl human-computer interaction system design and development course. *Thinking Skills and Creativity*, 31, 1-10. <https://doi.org/10.1016/j.tsc.2018.09.001>
- Lin, P. Y., Chai, C. S., & Jong, M. S. Y. (2021). A study of disposition, engagement, efficacy, and vitality of teachers in designing science, technology, engineering, and mathematics education. *Frontiers in Psychology*, 12, 661631. <https://doi.org/10.3389/fpsyg.2021.661631>
- Love, T. S., & Hughes, A. J. (2022). Engineering pedagogical content knowledge: examining correlations with formal and informal preparation experiences. *International Journal of STEM Education*, 9(1), 1-20. <https://doi.org/10.1186/s40594-022-00345-z>
- Lunenburg, F. C. (2011). Self-efficacy in the workplace: Implications for motivation and performance. *International Journal of Management, Business, and Administration*, 14(1), 1-6.
- Meydan, C. H. & Şeşen H. (2015). *Yapısal eşitlik modellemesi AMOS uygulamaları* (2. Baskı) [Structural equation modeling AMOS applications (2th. Ed.)]. Detay Publishing.
- Millî Eğitim Bakanlığı Özel Öğretim Kurumları Genel Müdürlüğü [ÖÖKGM] (2019). *Kazanım merkezli STEM uygulamaları* [Acquisition-centered STEM applications]. http://ookgm.meb.gov.tr/meb_iys_dosyalar/2019_01/29164143_STEM_KitapYk.pdf

- Milner-Bolotin, M. (2018,). Evidence-based research in STEM teacher education: From theory to practice. *Frontiers in Education*, 3, 92. <https://doi.org/10.3389/feduc.2018.00092>
- Mishra, P., & Koehler, M. J. (2006). Technological pedagogical content knowledge: A framework for teacher knowledge. *Teachers college record*, 108(6), 1017-1054. <https://doi.org/10.1111/j.1467-9620.2006.00684.x>
- Moore, T. J., & Smith, K. A. (2014). Advancing the state of the art of STEM Integration. *Journal of STEM Education*, 15(1), 5-10.
- Myers, W. H. (2000). *A Structural Equation Model of Family Factors Associated with Adolescent Depression* [Unpublished doctoral dissertation]. The University of Memphis.
- National Research Council[NRC] (2013). *Monitoring Progress Toward Successful K-12 STEM Education: A Nation Advancing?*. The National Academic Press.
- Nunnally, B. H., & Bernstein, J.C. (1994). *Psychometric theory* (3th. ed.). McGraw-Hill.
- Özbilen, A. G. (2018). Sınıf öğretmenlerinin STEM eğitime yönelik görüşlerinin değerlendirilmesi [The Opinions of Elementary Teachers about STEM education]. *Scientific Educational Studies*, 2 (1), 1-21. <https://dergipark.org.tr/tr/pub/ses/issue/37465/414916>
- Pallant, J. (2005). *SPSS survival guide: A step by step guide to data analysis using spss for windows* (3th ed.). Open University Press.
- Park, S., & Oliver, J. S. (2008). Revisiting the conceptualisation of pedagogical content knowledge (PCK): PCK as a conceptual tool to understand teachers as professionals. *Research in Science Education*, 38(3), 261-284. <https://doi.org/10.1007/s11165-007-9049-6>
- Parker, C. E., Stylinski, C. D., Bonney, C. R., Schillaci, R., & McAulliffe, C. (2015). Examining the quality of technology implementation in STEM classrooms: Demonstration of an evaluative framework. *Journal of Research on Technology in Education*, 47(2), 105-121. <https://doi.org/10.1080/15391523.2015.999640>
- Pendergast, D., Garvis, S., & Keogh, J. (2011). Pre-service student-teacher selfefficacy beliefs: An insight into the making of teachers. *Australian Journal of Teacher Education*, 36(12), 46-58. <http://dx.doi.org/10.14221/ajte.2011v36n12.6>
- Phanprom, K., Traiwichitkhun, D., & Sriklau, K. (2021). Development of STEM 'teacher's competencies measurement instrument Using TPACK-STEM framework. *Journal of Educational Measurement Mahasarakham University*, 27 (1), 49-64.
- Rahman, S. M., Krishnan, V. J., & Kapila, V. (2017, June). *Exploring the dynamic nature of TPACK framework in teaching STEM using robotics in middle school classrooms*. ASEE Annual Conference & Exposition, Conference Proceedings. <https://doi.org/10.18260/1-2--28336>
- Rosenthal, R., & Rosnow, R. L. (2008). *Essentials of behavioral research: Methods and data Analysis* (3th ed.). Published by McGraw-Hill

- Schmidt, D. A., Baran, E., Thompson, A. D., Mishra, P., Koehler, M. J., & Shin, T. S. (2009). Technological pedagogical content knowledge (TPACK): The development and validation of an assessment instrument for pre-service teachers. *Journal of Research on Technology in Education*, 42(2), 123- 149. <https://doi.org/10.1080/15391523.2009.10782544>
- Seçer, İ. (2015). *SPSS ve LISREL ile pratik veri analizi* (2. Baskı) [*Practical data analysis with SPSS and LISREL* (2 th. ed.)]. Anı Publishing.
- Smith, J., & Karr-Kidwell, P. (2000). *The interdisciplinary curriculum: A literary review and a manual for administrators and teachers*. <http://files.eric.ed.gov/fulltext/ED443172>.
- Smith, L.F., Corkery, G., Buckley, J., & Calvert, A. (2012). Changes in secondary school pre-service 'teachers' concerns about teaching in New Zealand. *Journal of Teacher Education*, 64(1), 60-74. <https://doi.org/10.1177/0022487112449019>
- Solina, A. M. (2021). Enhancing 'teachers' pedagogical instruction through professional development instrument: A benchmarking initiative for faculty enrichment plan. *Turkish Journal of Computer and Mathematics Education (TURCOMAT)*, 12(11), 4360-4364.
- Srikoom, W., Hanuscin, D., & Faikhamta, C. (2017). Perceptions of in-service teachers toward teaching STEM in Thailand. *Asia-Pacific Forum on Science Learning and Teaching*, 18(2), 1-23. <http://www.eduhk.hk/apfslt/>
- Sümer, N. (2000). Yapısal eşitlik modelleri: Temel kavramlar ve örnek uygulamalar [Structural equation modeling: Basic concepts and applications]. *Turkish Psychology Writings*, 3 (6), 49–74.
- Tabachnick, B. G., & Fidell, L. S. (2013). *Using multivariate statistics* (6th ed.). MA: Pearson.
- Teddle, C., & Yu, F. (2007). Mixed methods sampling: A typology with examples. *Journal of Mixed Methods Research*, 1(1), 77-100. <https://doi.org/10.1177/1558689806292430>
- Thomas, T. A., (2014). *Elementary 'teachers' receptivity to integrated science, technology, engineering, and mathematics (STEM) education in the elementary grades* (Publication No. 3625770) [Doctoral dissertation, University of Nevada, Reno]. ProQuest Dissertations and Theses Global.
- Tschannen-Moran, M., & Woolfolk-Hoy, A. (2001). Teacher efficacy: Capturing an elusive construct. *Teaching and teacher education*, 17(7), 783-805. [https://doi.org/10.1016/S0742-051X\(01\)00036-1](https://doi.org/10.1016/S0742-051X(01)00036-1)
- Tseng, K. H., Chang, C. C., Lou, S. J., & Chen W. P. (2013). Attitudes towards science, technology, engineering and mathematics (STEM) in a project-based learning (PjBL) environment. *International Journal Technology Design Education*, 23(1), 87-102. <https://doi.org/10.1007/s10798-011-9160-x>
- Tsupros, N., Kohler, R., & Hallinen, J. (2009). *STEM wducation: A project to identify the missing components*. Intermediate Unit 1: Center for STEM Education and Leonard Gelfand Center for Service Learning and Outreach, Carnegie Mellon University.

- Usher, E. L., & Pajares, F. (2008). Sources of self-efficacy in school: Critical review of the literature and future directions. *Review of Educational Research*, 78(4), 751–796. <https://doi.org/10.3102/0034654308321456>
- Wang Z., & Fan R. (2018). Analysis of TPCK Knowledge Structure of STEM Teachers in Middle School[J]. *Journal of Guangxi Teachers Education University (Philosophy and Social Sciences Edition)*, 54(2), 105-111. <https://doi.org/10.16088/j.issn.1001-6597.2018.02.015>
- Wang, H., Moore, T. J., Roehrig, G. H., & Park, M. S. (2011). STEM integration: Teacher perceptions and practice. *Journal of Pre-College Engineering Education Research (J-PEER)*, 1(2), Article 2. <https://doi.org/10.5703/1288284314636>
- Wells, J. G. (2016). PIRPOSAL model of integrative STEM education: Conceptual and pedagogical framework for classroom implementation. *Technology and Engineering Teacher*, 75(6), 12-19.
- Williams, J. (2011). STEM education: Proceed with caution. *Design and Technology Education: An International Journal*, 16(1), 26–35. <https://ojs.lboro.ac.uk/DATE/article/view/1590>
- Yanış-Kelleci, H. (2020). *Eğitsel robotik uygulamalarına dayalı stem eğitimi kapsamında öğretmen adaylarının eğitsel robotik TPAB öz-yeterlik inançlarının bilimsel yaratıcılık ve bilgi işlemsel düşünme becerilerinin incelenmesi* [An investigation of pre-service 'teachers' educational robotics tpack self-efficacy belief, scientific creativity and computational thinking skills in the scope of educational robotics based STEM education]. (Unpublished Doctoral Thesis). Gazi Üniversitesi.
- Yaşaroğlu, M. M. (2017). Sosyal bilimlerde faktör analizi ve geçerlilik: Keşfedici ve doğrulayıcı faktör analizlerinin kullanılması [Factor analysis and validity in social sciences: using exploratory and confirmatory factor analysis]. *Journal of Istanbul University Faculty of Business Administration*, 46, 74-85. <https://dergipark.org.tr/tr/pub/iuisletme/issue/32177/357061>
- Yenilmez, K., & Balbağ, M. Z. (2016). The STEM attitudes of prospective science and middle school mathematics teachers. *Journal of Research in Education and Teaching*, 5(4), 301-307.
- Yıldırım, B., & Türk, C. (2018). Sınıf öğretmeni adaylarının STEM eğitimine yönelik görüşleri: Uygulamalı bir çalışma [Pre-service primary school 'teachers' views about STEM education: An applied study]. *Trakya Journal of Education*. 8(2) 195- 213. <https://doi.org/10.24315/trkefd.310112>

Biographical notes:

Aynur Güngör: She graduated from Alanya Alaaddin Keykubat University with a master's degree in science education. She works as a science teacher in a public school. Her research interests include teaching and learning science, scientific experiments, STEM education, and science education in out-of-school learning environments.

Mücahit Köse: He received his PhD in science education from Gazi University. Pedagogical content knowledge, Instructional approaches and STEM education are among his fields of study. He is currently working as an assistant professor at Alanya Alaaddin Keykubat University, Faculty of Education.

Copyright: © 2022 (Güngör & Köse). Licensee Mevlut Aydogmus, Konya, Turkey. This is an open access article distributed under the terms of the [Creative Commons Attribution License](#), which permits unrestricted use, distribution and reproduction in any medium, provided the original authors and source are credited.

Author(s)' statements on ethics and conflict of interest

Ethics statement: We hereby declare that research/publication ethics and citing principles have been considered in all the stages of the study. We take full responsibility for the content of the paper in case of dispute.

Statement of interest: We have no conflict of interest to declare.

Funding: None

Acknowledgements: None

APPENDIX

Survey of Technological Pedagogical STEM Knowledge

Teknolojik Pedagojik STEM Bilgi (TP-STEMB) Ölçeği

Bu ölçek sizlerin Teknolojik Pedagojik STEM Bilgi öz-yeterliliğinizi belirlemeyi amaçlanmaktadır. Ölçekteki her madde kesinlikle katılmıyorum, katılmıyorum, kısmen katılmıyorum, kararsızım, kısmen katılıyorum, katılıyorum ve kesinlikle katılıyorum şeklinde derecelendirilmiştir Lütfen ölçekteki her maddede düşüncelerinizi en iyi ifade eden tek seçeneği işaretleyiniz.

Bilgi Boyutları	No	Derecelendirme Ölçek maddeleri	Kesinlikle Katılmıyorum	Katılmıyorum	Kısmen Katılmıyorum	Kararsızım	Kısmen Katılıyorum	Katılıyorum	Kesinlikle Katılıyorum
Teknolojik pedagojik Bilim Bilgisi	1	Öğrencilerin bilimsel kavramlarla ilgili bağlantılı anlayışlarını çeşitli teknoloji yöntemleriyle ifade etmelerini sağlayabilirim (ör. Google sitesi, kavram haritaları).							
	2	Öğrencilerimin bilim araştırmaları için çeşitli web tabanlı kaynaklardan bilgileri eleştirel bir şekilde sentezlemelerine yardımcı olma konusunda yetkinim.							
	3	Öğrencileri özgün araştırmalara teşvik etmek için bilim konularına dayalı uygun teknolojileri nasıl seçeceğimi biliyorum.							
	4	Öğrencilerin bilimsel sorgulama için sınıf dışında da devam eden işbirliğini kolaylaştırmada teknolojiyi kullanabilirim.							
Teknolojik pedagojik matematik bilgisi	5	Öğrencilerin gerçek yaşam problemlerini çözmek için matematiksel ifadeleri teknolojiyle formüle etmelerini destekleyebilirim.							
	6	Öğrencilere karşılaştıkları gerçek yaşam problemlerini çözmek için ihtiyaç duydukları geçerli ölçüm verilerini uygun teknolojilerle (ör. veri kaydediciler, uzaklıkölçer) toplamaları konusunda rehberlik edebilirim.							
	7	Gerçek yaşam problemleri hakkında olası matematiksel modelleri							

		oluşturmada, uygun teknolojileri kullanarak, öğrencilerin etkin olmalarını sağlayabilirim (ör. simülasyon yazılımı).							
	8	Öğrenciler grup üyeleriyle birlikte bilgisayarda olası ürünler oluştururken, matematiksel bilgi içeren tartışmalarını yönlendirmede yetkinim.							
	9	Öğrencilere bir olgu için kararlarını destekleyen bir dizi mantıklı matematiksel çıktılar (ör. çizelgeler kullanarak) oluşturmalarında rehberlik edebilirim.							
Teknolojik Pedagojik Mühendislik Bilgisi	10	Çeşitli dijital teknolojileri kullanarak, öğrencilerin mühendislik tasarım süreciyle ilgili bilgilerle etkileşimini sağlarım (örneğin, Powerpoint sunumu, online videolar).							
	11	Mühendislerin fikirlerini geliştirmek için kullandıkları çeşitli yazılım araçlarını; öğrencilerin, öğrenmelerini kolaylaştırmada kullanmaya yetkinim (ör. Bilgisayar destekli tasarım araçları).							
	12	Karmaşık mühendislik problemlerini çözmeye öğrencileri desteklemek için teknolojiler kullanabilirim.							
	13	Mühendislik projelerinde öğrencilerin arasındaki online iş birliğini desteklemede daha önceden yapılan çalışmaların veri, analiz ve sonuçlarını kullanabilirim.							
Bütünleştirici STEM	14	Disiplinler arası STEM içerikleri ile teknolojiyi uygun şekilde entegre eden öğrenci merkezli dersler tasarlayabilirim.							
	15	Öğrencileri disiplinler arası öğrenmeye teşvik eden iyi STEM problemleri tasarlayabilirim.							
	16	STEM projelerinde yer alan farklı konular için farklı öğrenme, öğretme etkinlikleri planlayabilirim.							
	17	Öğrencilerin STEM uygulamalarında çeşitli bilgi-iletişim teknoloji araçlarını kullanarak bilgiyi yapılandırmalarını kolaylaştırabilirim.							